



CallaCloud SIP Configuration with BeroNet VoIP Gateway

Step 1:

Click below link to download CalnCall SIP profile:



<https://beronet.atlassian.net/wiki/pages/viewpage.action?pageId=58163263>

beronet Teambereich Spaces

Pages /... / 5. beroNet supported SIP Providers

Malaysia & Singapore

Created by Christian Richter, last modified by Jean-Eudes on Dec 09, 2016

Name	Contact	Information	SIP Profile
 Callacloud	Malaysia www.callacloud.com	Call-a-Cloud is a leading VoIP Service Provider in Malaysia. Our business-grade SIP services ideal for many SME and enterprise businesses, taking advantage of state-of-art VOIP technology with localised numbers covering Johor, Kuala Lumpur, Penang and others Toll-free DID. Specialised in both Shared or Dedicated Cloud-based PBX services, offers customers a complete range of business communication needs.	Callacloud
 Calncall	Singapore www.calncall.com	CalnCall is a leading VoIP Service Provider in Singapore. Our business-grade SIP services ideal for many SME and enterprise businesses, taking advantage of state-of-art VOIP technology with localised numbers and others Toll-free DID. Specialised in both Shared or Dedicated Cloud-based PBX services, offers customers a complete range of business communication needs. Our crystal-clear call quality and after-sales services differentiated us from competition.	Calncall

No labels

Write a comment...

Step: 2

https://beronet.atlassian.net/wiki/pages/viewpage.action?pageId=58163263&preview=/58163263/71598342/Calncall.txt

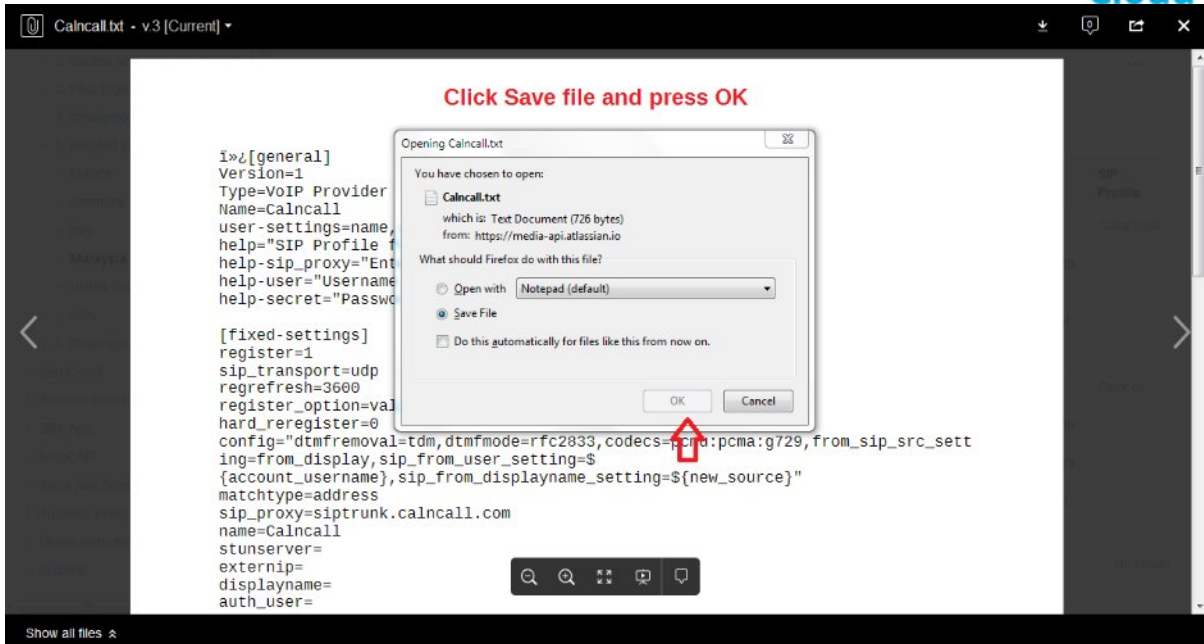
Calncall.txt - v.3 [Current]

Click here to download

```
i>[general]
Version=1
Type=VoIP Provider
Name=Calncall
user-settings=name,user,secret,sip_proxy
help="SIP Profile for the VoIP Carrier Calncall"
help-sip_proxy="Enter here the IP address of the carrier"
help-user="Username provided by Calncall"
help-secret="Password of the trunk provided by calncall"

[fixed-settings]
register=1
sip_transport=udp
regrefresh=3600
register_option=validate
hard_reregister=0
config="dtmfremoval=tdm,dtmfmode=rfc2833,codecs=pcmu:pcma:g729,from_sip_src_sett
ing=from_display,sip_from_user_setting=$
{account_username},sip_from_displayname_setting=${new_source}"
matchtype=address
sip_proxy=siptrunk.calncall.com
name=Calncall
stunserver=
externip=
displayname=
```

Step: 3



Step: 4


Please login into BeroNet Gateway

Default IP: 10.0.0.2

Username: admin Password: admin

For more details:

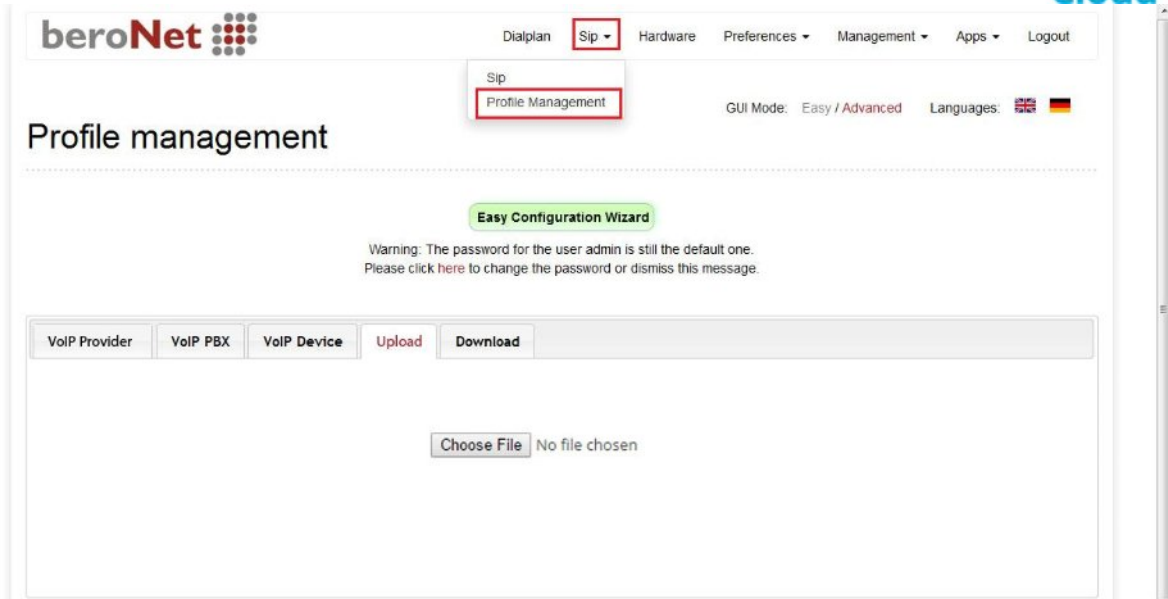
<http://www.beronet.com/wp-content/uploads/downloads//berofix/docs/Quick-Installation-Guide.pdf>



Step: 5

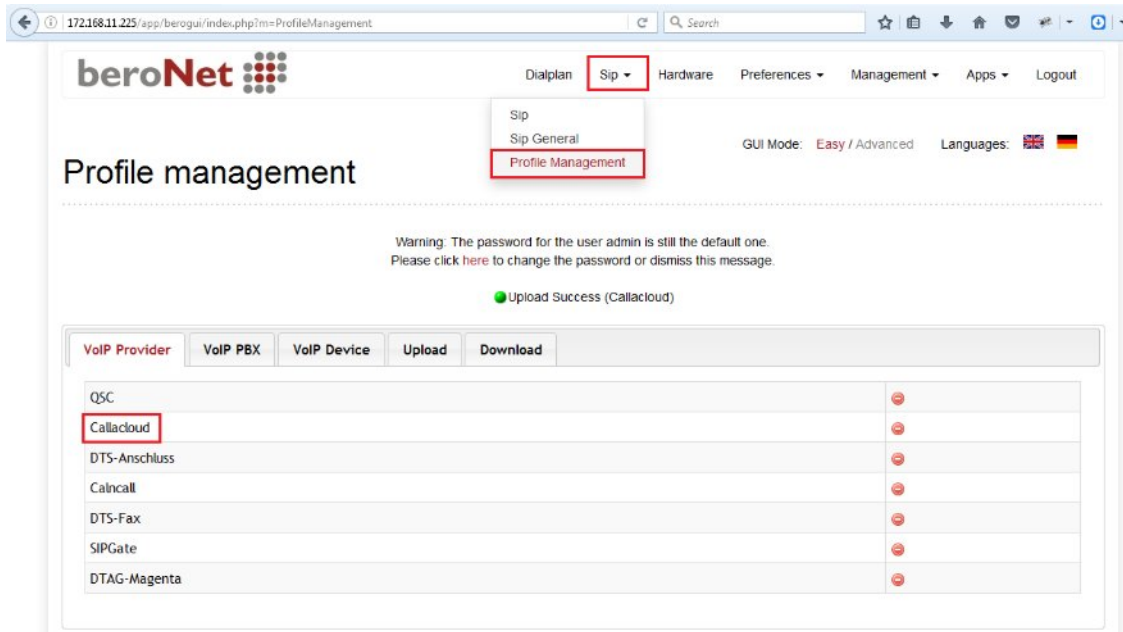
We must need firmware 16.x to upload the CallaCloud SIP Profile.

We have to upload CallaCloud SIP profile under SIP profile management as shown in below Fig.



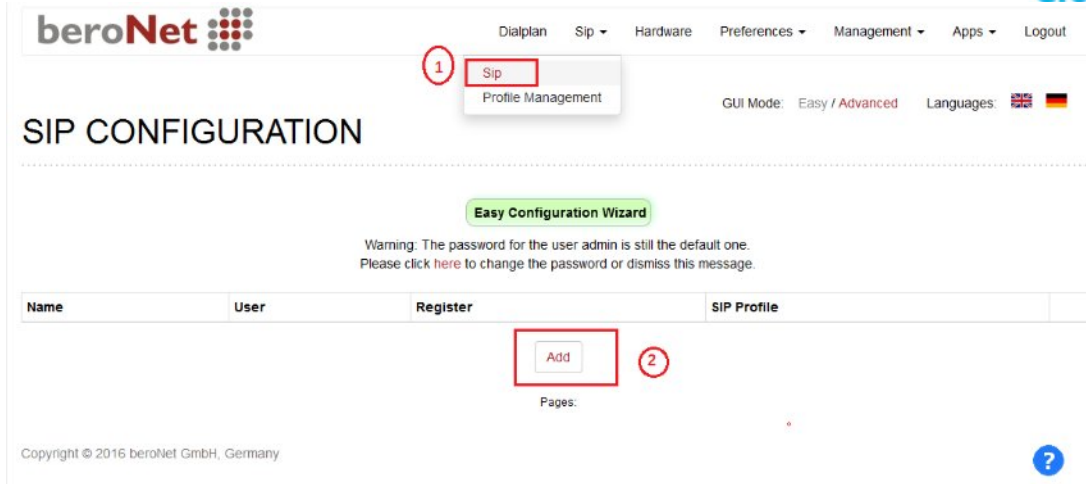
Step: 6

Now you can able to see the CallaCloud SIP profile under VoIP provider as shown in below Fig.



Step: 7

Go to Sip → Press Add button



beroNet

Dialplan Sip Hardware Preferences Management Apps Logout

SIP CONFIGURATION

Easy Configuration Wizard

Warning: The password for the user admin is still the default one. Please click [here](#) to change the password or dismiss this message.

Name	User	Register	SIP Profile

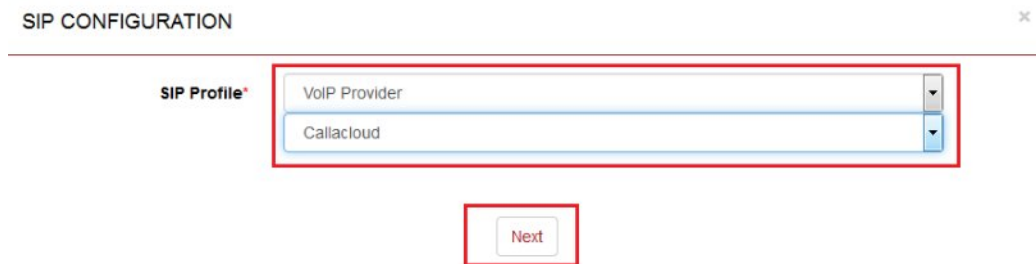
Add

Pages:

Copyright © 2016 beroNet GmbH, Germany

Step: 8

Select SIP profile → VoIP Provider → CallaCloud → Press Next button



SIP CONFIGURATION

SIP Profile*

VoIP Provider

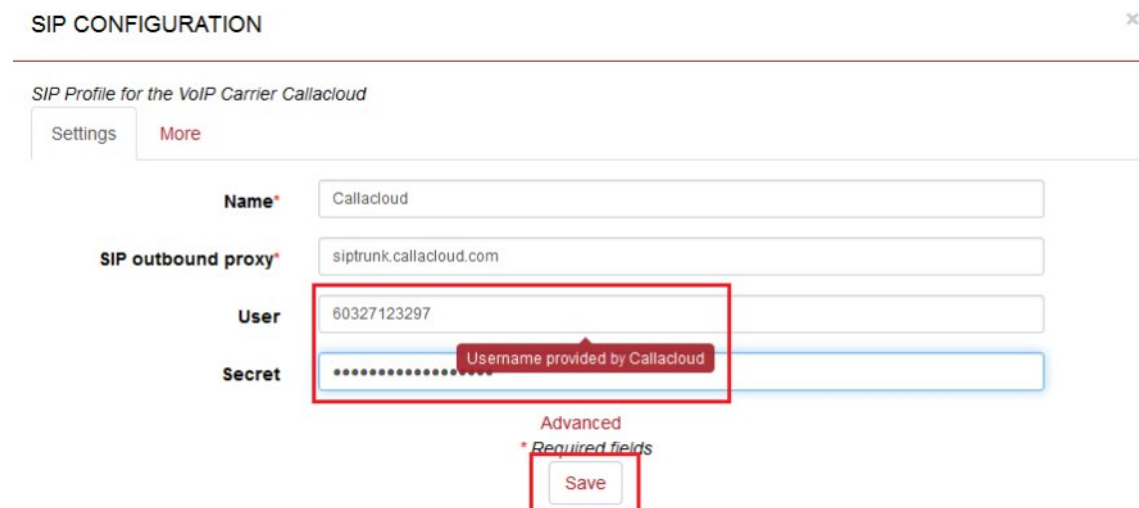
Callacloud

Next

Step: 9

To get CallaCloud Account Details, please contact <http://www.callacloud.com/>

Step: 10



SIP CONFIGURATION

SIP Profile for the VoIP Carrier Callacloud

Settings More

Name* Callacloud

SIP outbound proxy* siptrunk.callacloud.com

User 60327123297

Secret Username provided by Callacloud

Advanced

* Required fields

Save

Step: 11

To apply the settings click activate button.



SIP CONFIGURATION

activate

Warning: The password for the user admin is still the default one. Please click [here](#) to change the password or dismiss this message.

Name	User	Register	SIP Profile
Callacloud	60327123297	1	VoIP Provider-Callacloud

Add

Step: 12

To see the CallaCloud SIP Trunk registration status Go to Management → State

STATE

Warning: The password for the user admin is still the default one. Please click [here](#) to change the password or dismiss this message.

Registration status			
Account name	Registrar	User	Status
Callacloud	siptrunk.callacloud.com	60327123297	●

Step 13:

In order to make / receive calls via CallaCloud SIP Trunk as shown below figure.

For more details about BeroNet dial plan, please visit:

<http://www.beronet.com/understanding-the-beronet-dialplan/>

DIALPLAN

activate

Warning: The password for the user admin is still the default one. Please click [here](#) to change the password or dismiss this message.

Direction: all Search: Entries per page: 15

<input type="checkbox"/> Check all	Direction	From ID	To ID	Destination	New destination	Source	New source	Position
------------------------------------	-----------	---------	-------	-------------	-----------------	--------	------------	----------

↑ activate , deactivate , delete

Add